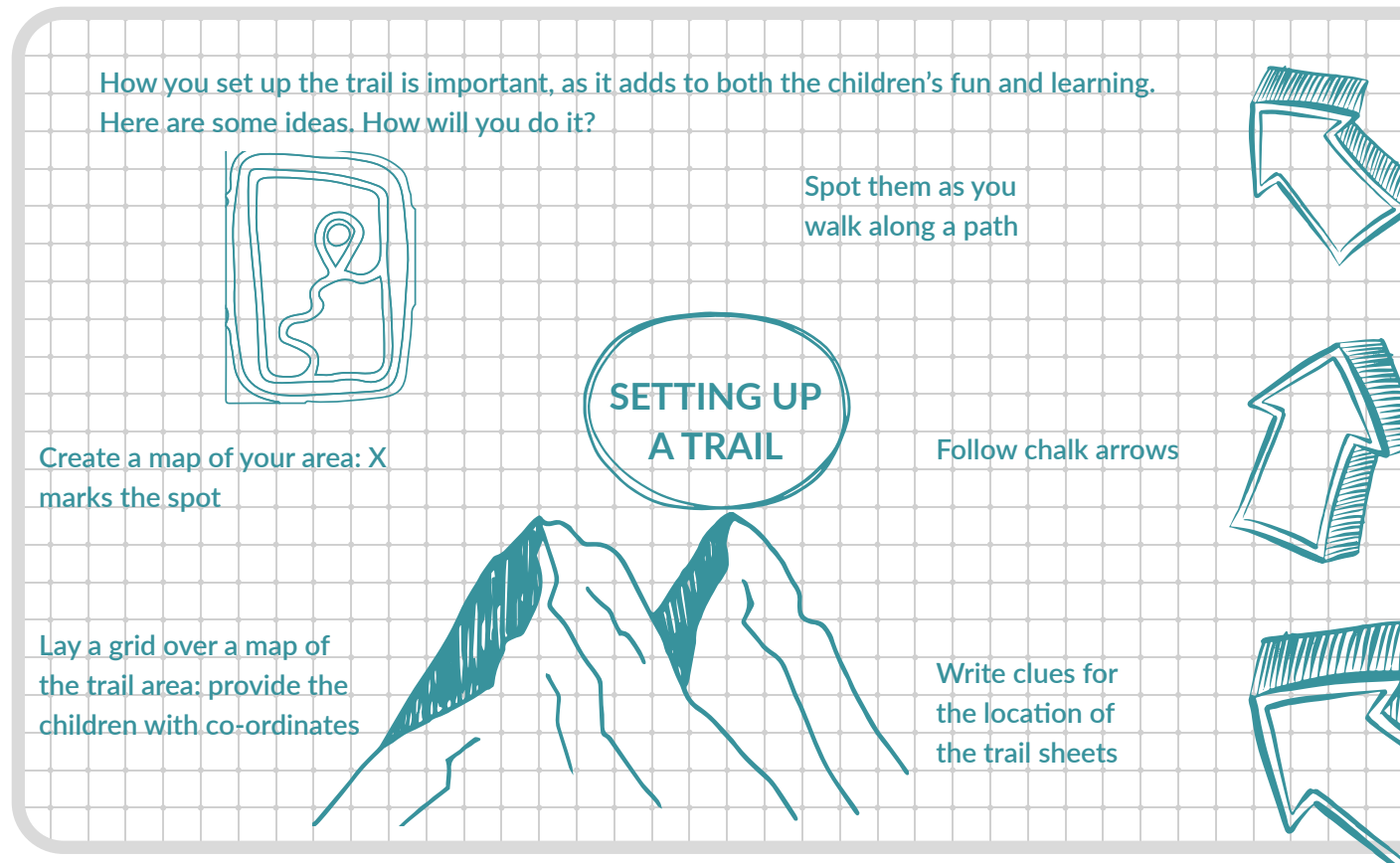


Feeding the 5,000 Story Trail

Second Level

Here's how you enjoy this trail:

Print the 6 trail sheets and place them around your trail area.



The trail works best if the children are in small groups or pairs. Plan how you'll do this to ensure everyone isn't crowding around one trail sheet at the same time. The children don't need to find the trail sheets in a particular order.

Watch or read the story of Jesus feeding the 5000. You can find it in the Bible in John 6:1-15. A PowerPoint to help you tell the story is included in the downloads.

Ensure each child/pair has an answer sheet, a pencil and a clipboard and understands how they find the trail sheets and what they do when they find them.

Trail sheets can be visited in any order. Children are challenged to firstly remember how many of an 'object' are in the story and enter this as the answer to the sum. They then have to add in either a plus, a minus or a multiplication sign between the numbers given to make the sum correct. You could print out the answer sheet provided for them to complete or send them out with whiteboards to note down their answers.


Each sheet also has a question for the children to consider and answer. It's up to you how they answer them. It could be a discussion at each trail point. They could be given slips of paper and clothes pegs and encouraged to write down their thoughts and peg them around the trail sheet. You could invite longer written responses and use it as a literacy task. If tech was available, each group could record their answers and edit the clips together to share their learning.

Extend the Learning

There are lots of ideas in our lesson plans included in the downloads. Here's a few of our favourites:

Sequencing: Stay outside by providing pegs along with pictures from the story. Can they peg the pictures (in the right order!) to a tree, fence or washing line? Challenge the children to add emoji pictures to the story to show what emotions they think the character is feeling.

Explore miracles: Adapt the activities found in our second level lesson plans (session 2) by challenging the children to read a Bible story about another miracle and create their own trail for their friends to follow.

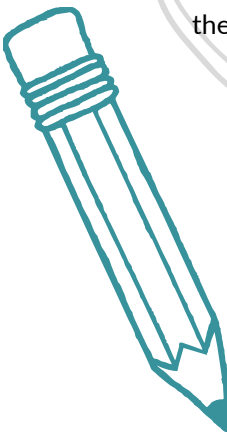


Create a picture with natural objects. Perhaps ask them to create their favourite part of the story. Or create a series of pictures to think about and reflect on the story.

Quiz: Use the quizzes found in the additional resources to warm up if it's been cold outside! Give the children two answer options and ask them to run one way or the other depending on what they think the right answer is.



Look at the story together in a Children's Bible.
Can the children retell the story using puppets or lego?




Don't forget to give the children space to discuss the story. Will you do this inside or outside? In small groups or as a big class? Discussion ideas form part of our lesson plans.

What are your ideas? How can you link this learning across the curriculum? There are some ideas in our introduction document but we're sure you've got lots more! What's your literacy focus? Could you use this story as part of that? Could you explore the story further in creative arts? Have fun and we'd love to hear what you get up to!

1.

How many of these were in the story?



This is the answer to the sum. Write it in the circle on your answer sheet.

$$10 \square 2 \square 18 = \bigcirc$$

Can you make the sum work? Choose what goes in the boxes to give you the correct answer (+ or - or x).

Why do you think Jesus was tired and sad at the beginning of the story?



2.

How many of these were in the story?



This is the answer to the sum. Write it in the circle on your answer sheet.

$$2000 \quad \square \quad 500 \quad \square \quad 2 = \bigcirc$$

Can you make the sum work? Choose what goes in the boxes to give you the correct answer (+ or - or x).

Why do you think the crowds followed Jesus?



3.

How many of these were in the story?




This is the answer to the sum. Write it in the circle on your answer sheet.

$$7 \quad \square \quad 6 \quad \square \quad 41 = \bigcirc$$

Can you make the sum work? Choose what goes in the boxes to give you the correct answer (+ or - or x).

Why do you think the small boy shared his food?



4.

How many of these were in the story?



This is the answer to the sum. Write it in the circle on your answer sheet.

$$23 \square 32 \square 43 = \bigcirc$$

Can you make the sum work? Choose what goes in the boxes to give you the correct answer (+ or - or x).

How would you have felt if you were one of the crowd? Why would you feel like that?



5.

How many of these were in the story?



This is the answer to the sum. Write it in the circle on your answer sheet.

$$4 \quad \square \quad 1 \quad \square \quad 1 \quad = \quad \bigcirc$$


Can you make the sum work? Choose what goes in the boxes to give you the correct answer (+ or - or x).

Why do you think there were 12 baskets of leftovers?



6.

How many of these were in the story?



This is the answer to the sum. Write it in the circle on your answer sheet.

$$7 \quad \square \quad 2 \quad \square \quad 2 = \bigcirc$$

Can you make the sum work? Choose what goes in the boxes to give you the correct answer (+ or - or x).

If you were there,
what would you have
asked Jesus?






ANSWER SHEET



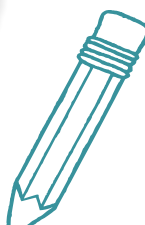


1) 10 2 18 =






2) 2000 500 2 =






3) 7 6 41 =





4) 23 32 43 =





5) 4 1 1 =



6) 7 2 2 =

TEACHER ANSWER SHEET

1) $10 \times 2 - 18 = 2$

2) $2000 + 500 \times 2 = 5000$

3) $7 \times 6 - 41 = 1$

4) $23 + 32 - 43 = 12$

5) $4 \times 1 + 1 = 5$

6) $7 + 2 - 2 = 7$