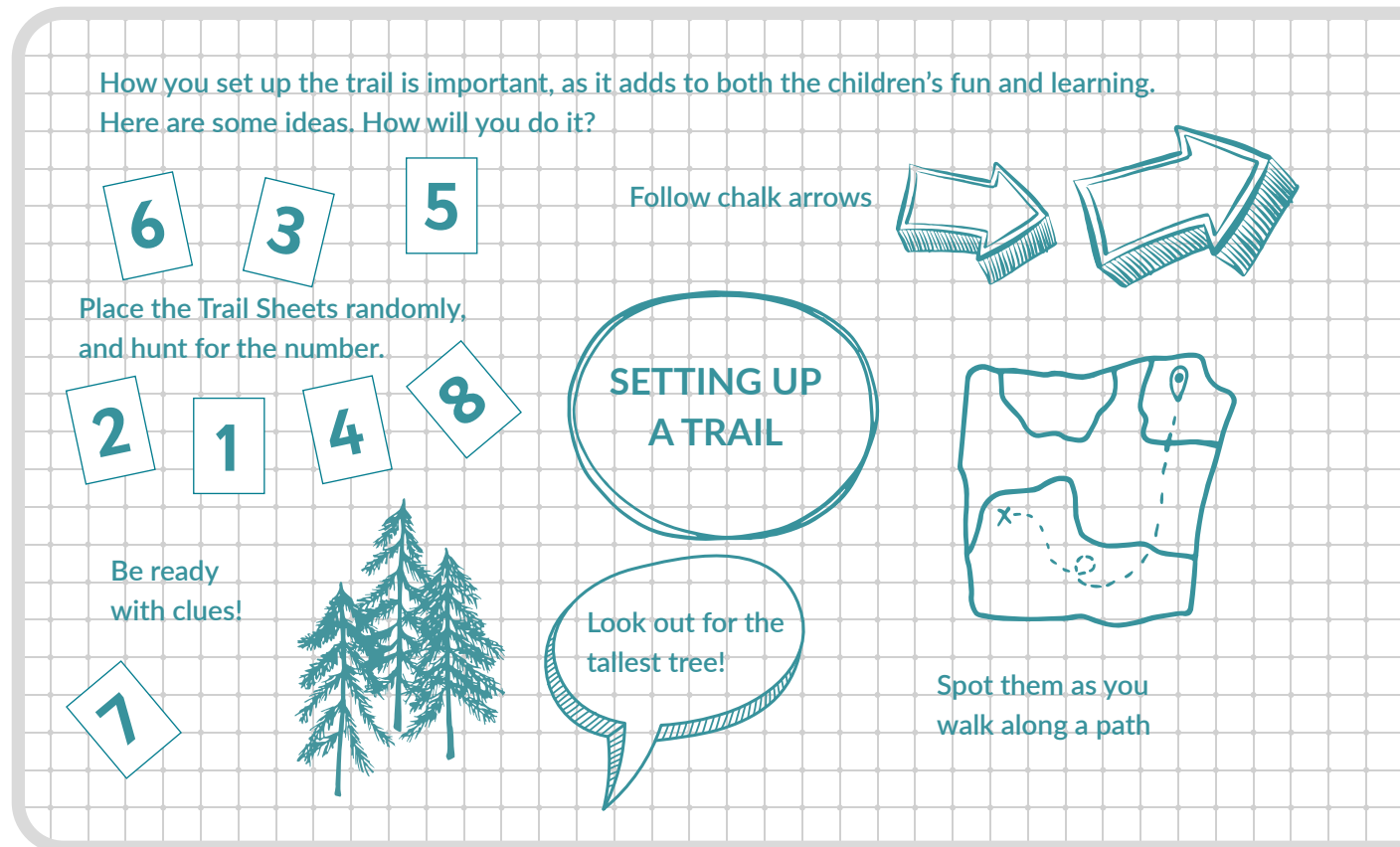


## Feeding the 5,000 Story Trail

## Early Level

### Here's how you enjoy this trail:

Print the 8 trail sheets and place them around your trail area so that the children encounter them in the right order. Decide how your children will find them.



The trail works best if the children are in small groups with an adult (or older child) supporting each group. Plan how you'll organise the activity, to ensure everyone isn't crowding around one trail sheet at the same time.

Show the children a Children's Bible. Tell them it is a book that Christians think is very special. Explain you're going on a story trail. On the trail they'll hear a story from the Bible (if you'd like to read it first you can find it in the Bible in John 6:1-15).

Visit the trail sheets in the right order. The sheets retell the story and the children will join in with actions, making facial expressions and answering simple questions.

On each sheet there are small pictures of bread, fish and people. Encourage your children to count them. Record their answers in the way that works best for your children. You may want to take whiteboards or paper and pencils so they (or you) can write the numbers or keep a tally. The last sheet asks you to work out how many you counted altogether. Then it challenges you to remember how many loaves, fish and people were in the story.

Once the trail is completed, continue the learning. You'll find some ideas on the next page.

## Extend the Learning

You will want to let the children lead the direction of the learning. Here are a few ideas to have up your sleeve as you ask them which part of the story they'd like to explore.

Perhaps they'll want to think about picnics. Could you enjoy a class picnic or could they set one up for their toys?

What food would they pack?

Can they share the food to make sure everyone has enough?

If they remember Jesus travelling in the boat, set up water play with lots of boats or encourage them to make a boat for Jesus.

Can they make a hill for him to climb when he gets out of the boat?

Were they intrigued that Jesus could make people better just by touching them?

Perhaps they would like to explore who makes us better in their play?

How about baking some bread together? Or enjoying a fish sandwich for snack?

Ask them what their favourite part of the story is and invite them to create it.

What will they use?

Natural objects outside?

Construction toys?

Craft materials?

Look at the story together in a Children's Bible.

Can the children retell the story using puppets or soft toys?



The little boy shared his lunch.  
Are they good at sharing?

Exploring this would be a great way of linking to numeracy.

Use the story PowerPoint (included in the downloads) to retell the story or print the pictures and encourage the children to use them to tell the story.

1.



Jesus and his friends were tired and sad.

They wanted to go away from everyone and be by themselves.

Can you pretend to be tired?

Can you pretend to be sad?

**How many people, loaves and fish are on this sheet?**



## 2.

Jesus and his friends went in a boat across the lake.

Look around, what could be your boat?  
Can you pretend to row your boat?



Then they climbed a hill.

Look around, is there a hill near you?  
What could you pretend is a hill?  
Can you climb the hill?



**How many people, loaves and fish are on this sheet?**



### 3.


Oh no! Everyone had followed Jesus.  
They all wanted to talk to him.

There were lots and lots of people.  
There were 5000 people! Some people were  
sick. Jesus made them better.

Everyone needed to know about God so  
Jesus told them all about him.

What do you think Jesus might have told them about God?

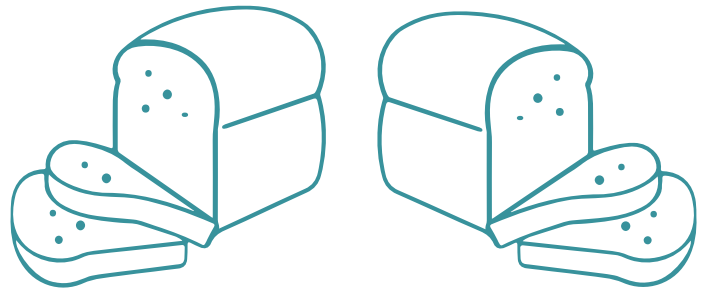
**How many people, loaves and fish are on this sheet?**



## 4.

Jesus' friends knew all the people were hungry.

Can you look hungry?



They asked Jesus to send the people home to get food. Jesus said “no, you feed them”. Jesus' friends were shocked.

Can you look shocked?

They didn't have enough food for 5000 people. How would they feed them all?

**How many people, loaves and fish are on this sheet?**



## 5.


A small boy gave them 5 loaves of bread and 2 fish. Jesus took the bread and fish. He told everyone to sit on the grass.

Can you sit down? (Don't do it if it's too muddy)

Jesus said thank you to God for the 5 loaves of bread and the 2 fish.

If you talked to God, what would you say thank you for?

**How many people, loaves and fish are on this sheet?**






## 6.

Jesus' friends shared the bread and fish with all 5000 people.

There was enough for everyone! It was a miracle. Jesus' friends were amazed.

Can you look amazed?

**How many people, loaves and fish are on this sheet?**







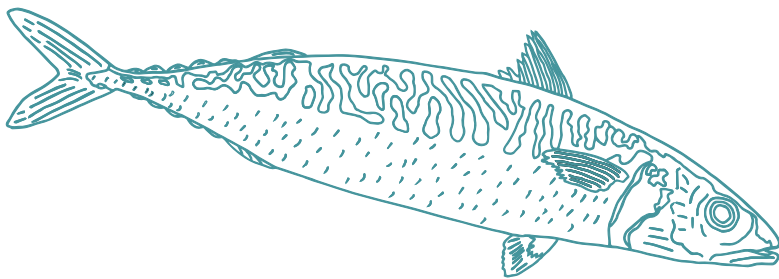
## 7.

They collected the leftover food and filled 12 baskets! Everyone was even more amazed!

Can you look really amazed?

What do you think the most amazing bit of this story is?

**How many people, loaves and fish are on this sheet?**



## 8.

You've reached the end of the story!  
Well done!

**How many loaves of bread did you count altogether?**

**How many fish did you count altogether?**

**How many people did you count altogether?**

Are those numbers the same as the numbers in the story?

Can you remember?

How many loaves of bread did the small boy give Jesus?

How many fish were there?

How many people did Jesus feed?

