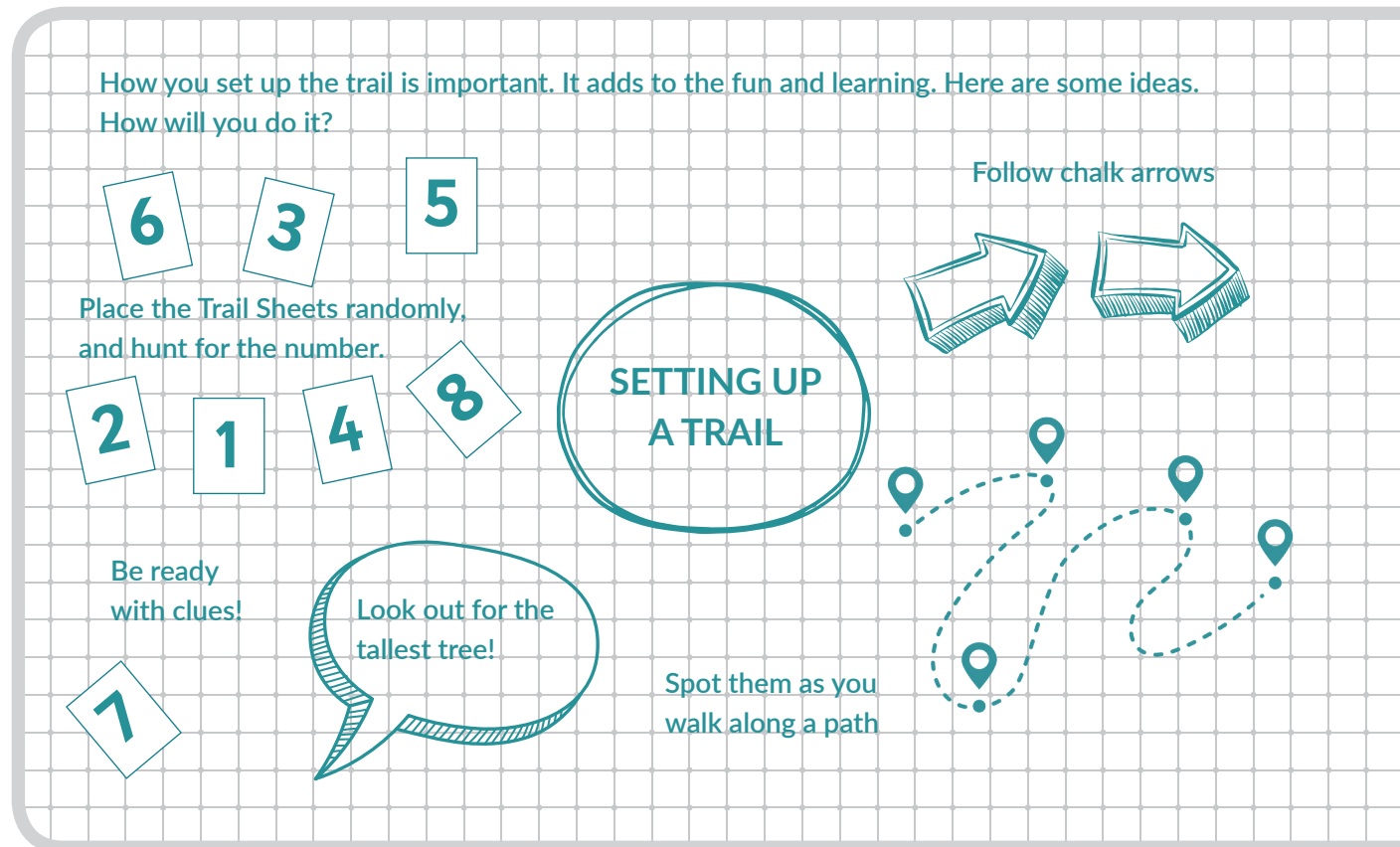


Christmas Story Trail

Early Level

Here's how you enjoy this trail:

Print the 9 trail sheets and place them around your trail area.



The trail works best if the children are in small groups with an adult (or older child) supporting each group. Plan how you'll organise the activity, to ensure everyone isn't crowding around one trail sheet at the same time.

Show the children a Children's Bible. Tell them it is a book that Christians think is very special. Explain you're going to tell them a story from the Bible that Christians remember at Christmas.

Watch or read the Christmas story. Use a Children's Bible, the story script in our resources or the PowerPoint included in the downloads to help you tell the story. (If you would like to read the story before you tell it to the children, you can find it in the Bible in Luke chapter 1, verses 26-38, Luke chapter 2, verses 1-20 and Matthew chapter 2 verses 1-12).

Ask the children if they can tell you any of the characters in the story. Explain you are going to go on a hunt to see if you can find all the characters from the story.

Visit the trail sheets in any order. Tick off the characters you find. On each sheet there is a simple yes or no question for the children to answer and a question to encourage them to remember more about the story.

Once the trail is completed, continue the learning. You'll find some ideas on the next page.

Extend the Learning

You'll want to let the children lead the direction of the learning. Here are a few ideas from our Early Years Christmas resources (included in the downloads) to have up your sleeve as you ask them which part of the story they'd like to explore.

Allow the children to retell the story using characters from a nativity set.

Christmas is Jesus' birthday. Why not have a birthday cake and sing happy birthday to Jesus. Maybe you could even have a birthday party for Jesus.




The Wise Men followed a star to find Jesus. Can you create and follow a trail of stars?

Enjoy some Christmas baking, you could make and decorate star biscuits.



Hide the characters from a nativity set and invite the children to find them. Afterwards talk about the characters and their role in the story or play Kim's game with them.




Draw a simple baby Jesus onto a pebble. Can the children make a manger for the baby?

Play 'duck, duck, goose' but change the words to 'baby, baby, Jesus.'



Ask them what their favourite part of the story is and invite them to create it. What will they use? Natural objects outside? Construction toys? Craft materials?



1. Mary

Thumbs up for yes, thumbs down for no.

Was Mary Jesus' mum?

Can you remember?

Who told Mary she was going to have a baby?



2. Joseph

Thumbs up for yes, thumbs down for no.

Was Joseph Mary's brother?

Can you remember?

**Where did Mary and Joseph
have to travel to?**



3. Jesus

Thumbs up for yes, thumbs down for no.

Was Jesus born in a hospital?

Can you remember?

Who did the angel say was Jesus' dad?



4. Shepherd

Thumbs up for yes, thumbs down for no.

Did an angel tell the shepherds about Jesus?

Can you remember?

Did the shepherds see one angel or lots of angels?



5. Wise Man

Thumbs up for yes, thumbs down for no.

Did the wise men follow a star to find Jesus?

Can you remember?

What did the wise men give to Jesus?



6. Angel

Thumbs up for yes, thumbs down for no.

Did the angel visit the wise men?

Can you remember?

Who did the angel visit?




7. Sheep

Thumbs up for yes, thumbs down for no.

Do shepherds look after sheep?

Can you remember?

What did the angels tell the shepherds about Jesus?




8. Donkey

Thumbs up for yes, thumbs down for no.

Do donkeys say “woof, woof”?

Can you remember?

Where was Jesus born?




9. Cow

Thumbs up for yes, thumbs down for no.

Do cows say “moo”?

Can you remember?

Why was Jesus born in a stable with the animals?



Can you find?

☐

Mary

☐

Sheep

☐

Joseph

☐

A donkey

☐

Jesus

☐

A cow

☐

A shepherd

☐

A wise man

☐

An angel